

CNU 34 Northwest Arkansas



User Guide for Attendees

What is PheedLoop?

PheedLoop is our comprehensive event management software for CNU 34. It lists speaker bios, provides important announcements, fosters attendee networking, allows attendees to build a personalized Congress schedule, and records attendees' continuing education credits. The smartphone app is called "Pheedloop Go" and can be downloaded for free from your preferred app store. You may also access PheedLoop via a desktop or mobile web browser.

How do I access PheedLoop, the CNU 34 event app?

You should have received an email inviting you to access PheedLoop (sender = no-reply@pheedloop.com, subject = "Welcome to the CNU 34 event app!"). Click the "Open Event App" button.

Note: the Email and Password fields will not be blank in your email. The information was removed for this screenshot.

CNU 34 Northwest Arkansas

Use your login credentials below to access the CNU34 event application to build your schedule, network with attendees and more!

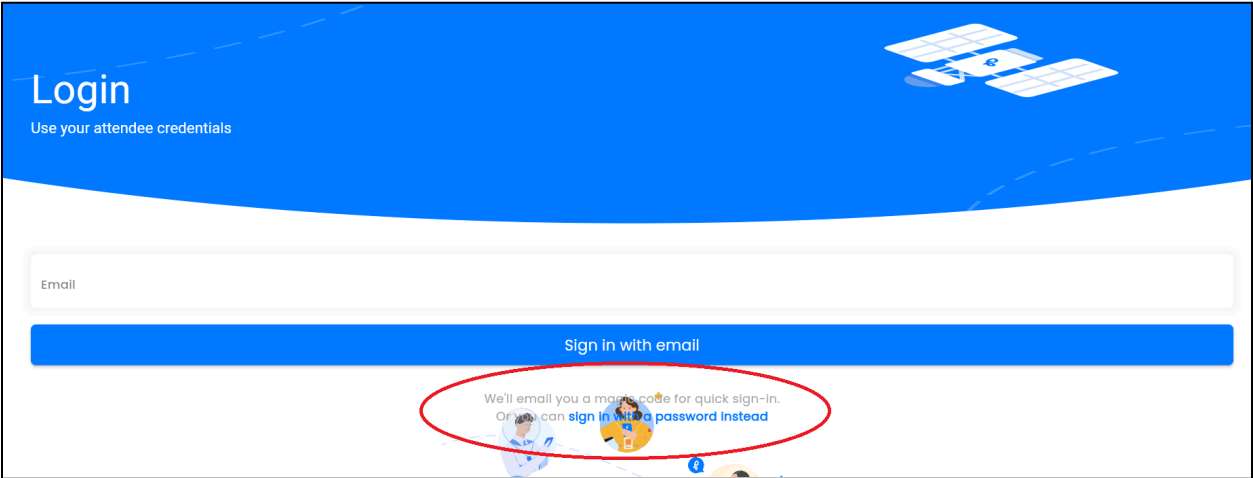
Email:

Password:

Open Event App


The CNU 34 event application is accessible either via the Web (mobile/desktop) or as an iOS or Android app. Access your preferred version using the email address and password provided in the email.

For this Guide, we are showing screenshots from the web version.



Note that you have the option of signing in with a unique one-time code, or you can create a password for use at each login. If you opt for the one-time code, you will need a new code if more than 24 hours pass between opening the app.

Once you are logged in, click on the CNU 34 event logo:



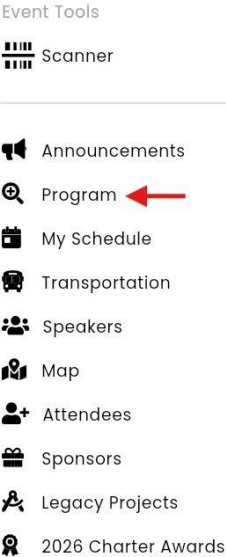
You are now on the CNU 34 event page!
Note the main menu items under the event logo. You can also access these menu items, and more, including personalized settings, via the white, three-line menu icon in the top left of the page.

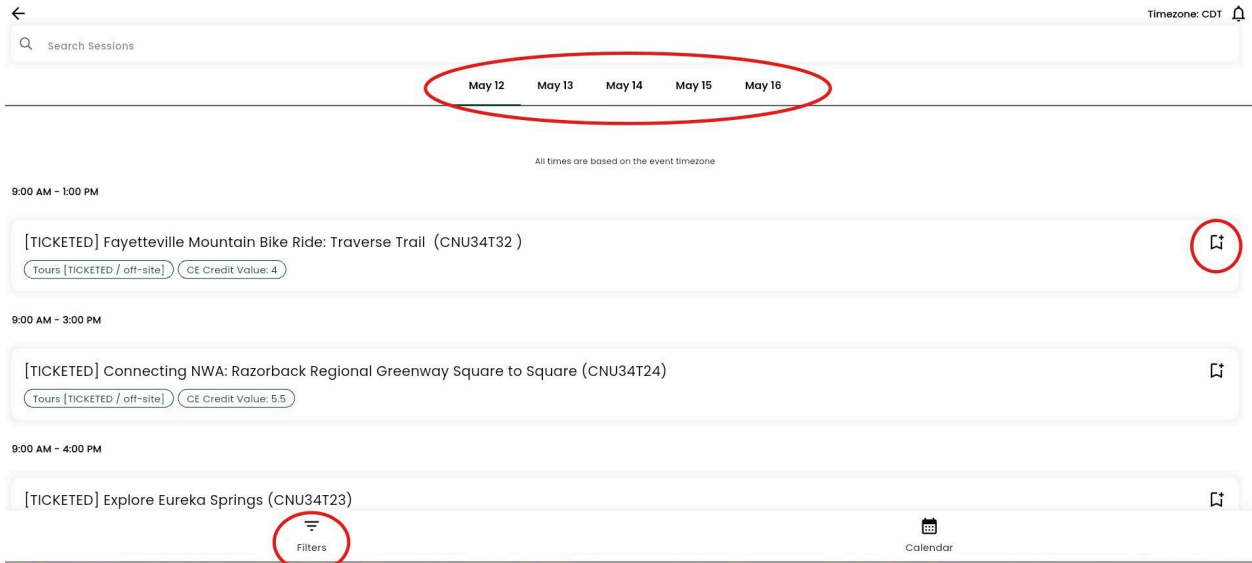


If you open the menu in the upper left, you will see several useful menu items, including the Map feature, which opens a Google Map of our Local Host Committee’s recommendations for restaurants, bars, coffee shops and things to see and do in Northwest Arkansas. There are also links to the CNU’s 2026 Charter Awards and Legacy Projects. We have also placed these and other frequently used menu items on the app home page, just below the green Announcements area.

How do I create a personalized agenda of sessions I want to attend?

Select the “Program” menu item on the main event page or from the menu in the upper left. There are several ways to find sessions. You can search by session title via the search bar at the top of the page, you can choose a day and scroll through sessions offered that day, or you can filter sessions by track, format, location, or speaker. When you find a session you would like to attend, click the bookmark icon on the right side of the session title.

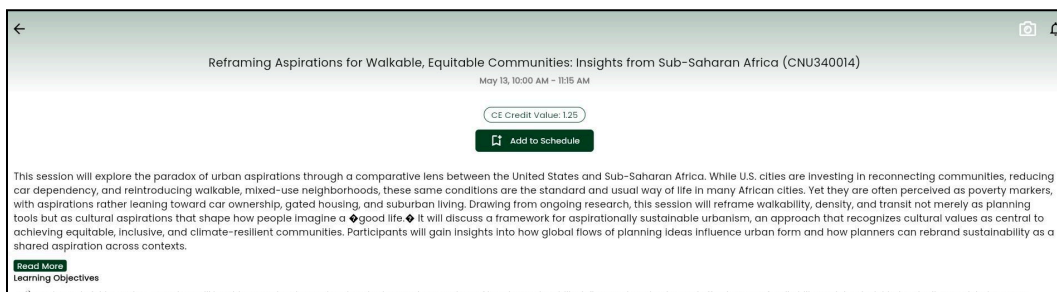




If using filters, select the filter to see a list of options. When you have selected your filters, click “Apply.”



Again, when you find a session you would like to attend, click the add to schedule button underneath the session title. It will then say remove and give you the option to remove the session from your schedule.



To see your schedule of selected sessions, choose the “My Schedule” menu item from the main page, or click the calendar icon at the bottom of the session search page.



How do I receive important announcements?

CNU will post important announcements in PheedLoop, which will prompt an email and push notification. You will also see announcements in the “Announcements” section of the main event page in PheedLoop, below the main menu:

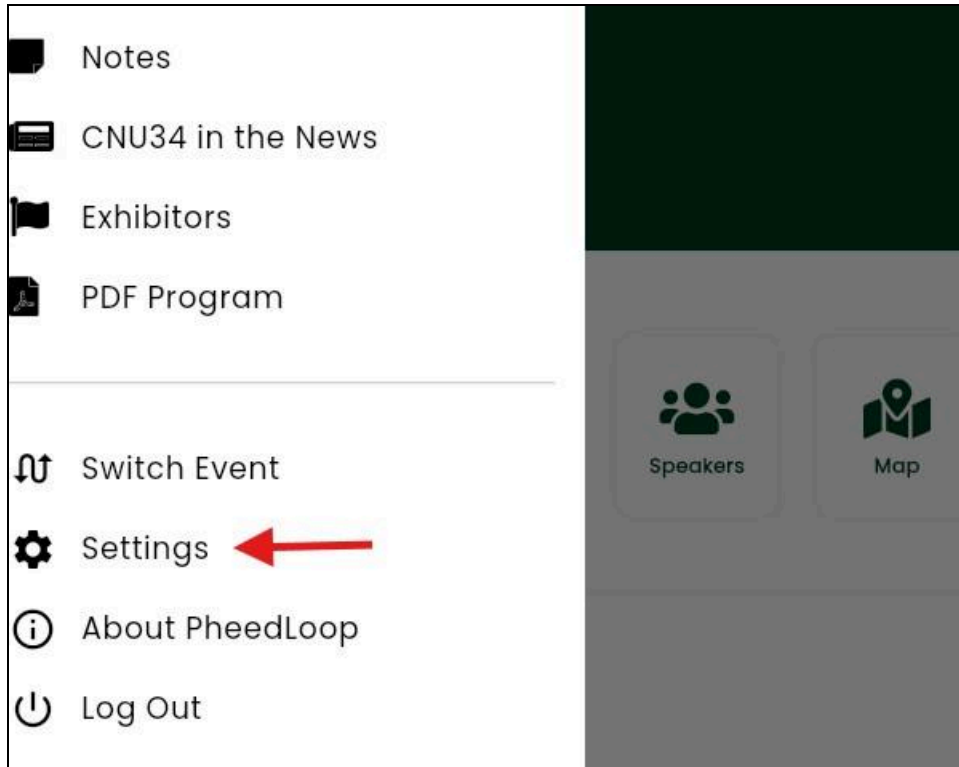


How do I connect with other attendees?

Select the “Attendees” menu item on the main event page. You will see an alphabetically sorted list of all registered attendees. You can also search by name through the search bar at the top of the page. Click on an individual’s name to see a profile where you can send a direct message through PheedLoop.

How do I update my profile?

Open the menu in the upper left, scroll to the bottom and select “Settings.” Here, you can update your profile picture, name, title, bio, and communication preferences.



How do I record CEUs from sessions I attended?

CNU 34 Registrants can claim continuing education credits (CEUs) that have been approved by AIA, APA, ASLA, and, of course, CNU for CNU Accreditation, by following a few simple steps:

1. When it's time for your session, select it from the Agenda or from your calendar, if you have previously saved it there. In the Session view, tap on "Check-in".

[TICKETED] The Case for New Urbanism in the Municipal Setting (CNU33082-1)

June 11, 09:00 AM - 09:50 AM

Local Gov't Training

Special Programming

📍 Omni 3rd- Providence Ballroom

CE Credit Value: 1.0

📄 Check-In

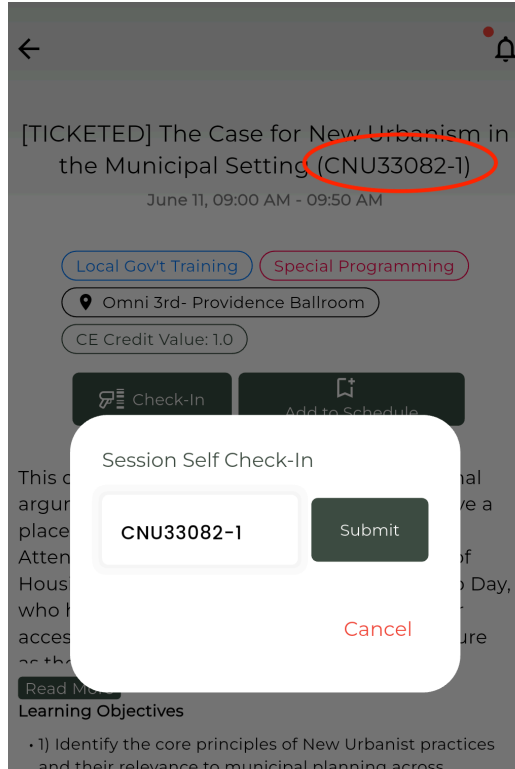
📅 Add to Schedule

This opening session will make the foundational arguments for why new urbanist practices have a place in the work of municipalities of all sizes. Attendees will hear from Maryland Secretary of Housing and Community Development, Jacob Day, who has decades of experience advocating for accessible urbanism, including during his tenure as the Mayor of Salisbury (MD).

[Read More](#)

Learning Objectives

2. You will be prompted to enter a check-in code. This code is unique to every session and tour and can be found in parentheses following the title. It's also known as the Course Code. Every tour begins with **CNU34T** followed by two digits (example: CNU34T22) and every session begins with **CNU34** followed by three to five digits or characters (example: CNU34093-1). **Enter the full 8-10 digit/character code (including hyphens, where applicable) as the check-in code.**



3. Continue your check-in by selecting the relevant credentialing institution(s), and providing the requested information (member number, etc.). When you have entered all of your information, click on Submit

Attendee CEU Registration

This virtual attendee check-in list is used for checking-in to a session by providing your name and accreditation numbers, for the purpose of receiving attendance credit for continuing education. Please complete the information if you would like to receive continuing education credit.

[Read More](#)

Credentialing Institution(s) - choose all that apply *

Architects/AIA (American Institute of

APA/AICP (American Institute of Certified

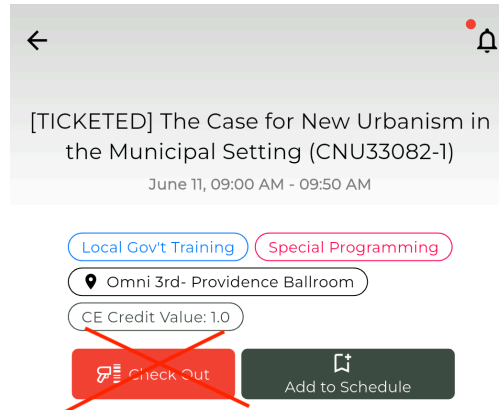
Landscape Arch/ASLA (American Society of Landscape Architects)

CNU-A (CNU Accreditation) Other

AIA Number-- If you are not an AIA member, but need to claim CEU credit for licensure, please enter 0000 *

Submit

4. After clicking on “Submit” at the bottom of the screen, you will return to the Session information and the “Check In” option will no longer be available, indicating that this has already been completed. **DO NOT CHECK OUT OF THE SESSION**



This opening session will make the foundational arguments for why new urbanist practices have a place in the work of municipalities of all sizes. Attendees will hear from Maryland Secretary of Housing and Community Development, Jacob Day, who has decades of experience advocating for accessible urbanism, including during his tenure as the Mayor of Salisbury (MD).

[Read More](#)

Learning Objectives

- 1) Identify the core principles of New Urbanist practices